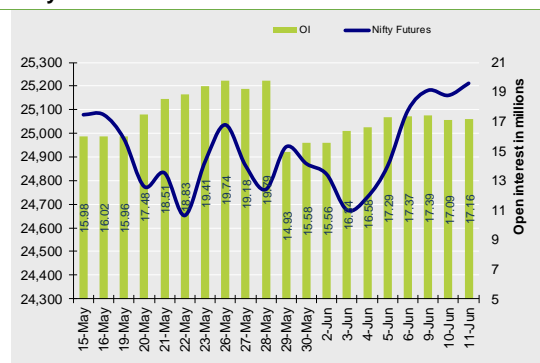


Nifty Snapshot

	Close	Prv Cl.	Ab chg	% chg
Spot	25,141.40	25,104.25	37.15	0.15
Futures	25,211.70	25,160.60	51.10	0.20
OI(ml shr)	17.16	17.09	0.07	0.42
Vol (lots)	70087	53036	17051	32.15
COC	70.30	56.35	13.95	24.8
PCR-OI	0.97	0.97	0.00	0.0

Nifty Futures Price v/s OI



Institutional Activity in previous trading session

(in Rs cr.)	Buy	Sell	Net
Index Futures	3315.96	2070.33	1245.63
Index Options	1340332.95	1283386.21	56946.74
Stock Futures	17277.03	18489.95	-1212.92
Stock Options	76821.79	80474.31	-3652.52
FII Cash	14,530.87	14,977.18	-446.31
DII Cash	14,764.75	13,179.88	1,584.87

Net FII Activity (in Rs cr.)

Date	Idx Fut	Stk Fut	Idx Opt	Cash
11-Jun	1245.6	-1212.9	56946.7	-446
10-Jun	560.1	-3391.2	4321.4	2302
9-Jun	-537.7	18.5	-7119.1	1993
6-Jun	2456.1	3826.0	-782.0	1010
5-Jun	-787.4	-393.0	14453.6	-208
4-Jun	57.1	-517.4	-18900.1	1076

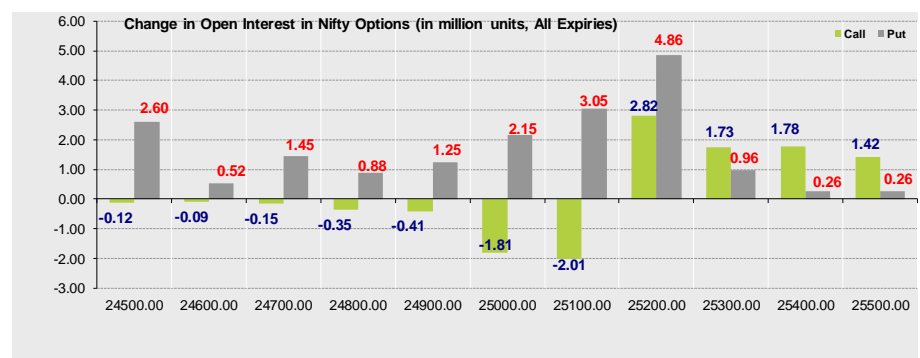
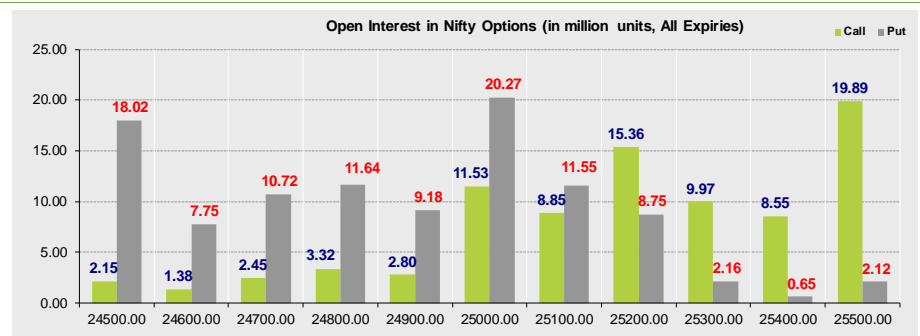
Technical Pivot (Intraday):

	S2	S1	PIVOT	R1	R2
NIFTY	25055	25130	25220	25300	25385
BANKNIFTY	56350	56500	56720	56870	57085

Summary

- Indian markets closed on a flat note where buying was mainly seen in IT, Metals, Pharmaceutical Sectors. Nifty June Futures closed at 25211.70 (up 51.10 points) at a premium of 51.10 pts to spot.
- FII's were net sellers in Cash to the tune of 446.31 Cr and were net buyers in index futures to the tune of 1245.63 Cr.
- India VIX decreased by 2.47% to close at 13.67 touching an intraday high of 14.16.

Open Interest in Nifty Options:



- The above second chart shows previous trading day's change in Nifty options where Addition in OI were seen in 25200, 25100, 25000 strike Puts and at 25200, 25300, 25400 strike Calls indicating market is likely to remain range bound in the near term.
- Highest OI build-up is seen at 25500 strike Calls and 25000 strike Puts, to the tune of 19.89mn and 20.27mn respectively.

Outlook on Nifty:

Index is likely to open on a flattish note today and is likely to remain range bound during the day.

(Price is in Rs; OI is in million units; Price chg and OI chg are in percentage) **NB RESEARCH**

Fresh Longs seen in:

Scrip	Price	Price chg	OI	OI Chg
LICI	968.6	1.8	10.4	10.1
MANKIND	2389.1	0.1	0.5	9.4
OIL	466.7	6.4	14.6	7.1

Short Covering seen in:

Scrip	Price	Price chg	OI	OI Chg
BIOCON	355.1	3.7	30.1	-5.0
GLENMARK	1638.6	1.2	8.5	-4.6
HCLTECH	1725.4	3.2	14.5	-4.5

Fresh Shorts seen in:

Scrip	Price	Price chg	OI	OI Chg
KAYNES	5595.5	-0.3	0.3	17.6
PPLPHARMA	205.4	-0.8	8.1	11.3
MAZDOCK	3330.3	-2.5	2.4	9.0

Long Unwinding seen in:

Scrip	Price	Price chg	OI	OI Chg
FINNIFTY	26889.9	-0.2	0.1	-7.1
NIFTYNXT50	68857.0	-0.4	0.0	-6.5
HINDCOPPER	259.8	-1.7	35.8	-4.9

NIFTY50 Options OI (CE OI = Resistance) (PE OI = Support)

Symbol	Highest CE OI	Highest PE OI	CMP
ADANIENT	2700	2700	2586
ADANIPTS	1500	1400	1455
APOLLOHOSP	7000	6800	6945
ASIANPAINT	2300	2200	2218
AXISBANK	1250	1200	1234
BAJAJ-AUTO	9000	8500	8749
BAJFINANCE	10000	9000	9446
BAJAJFINSV	2100	1900	2022
BEL	400	380	394
BHARTIARTL	1880	1860	1867
CIPLA	1600	1320	1530
COALINDIA	410	400	404
DRREDDY	1300	1300	1352
EICHERMOT	5500	5000	5376
ETERNAL	270	240	258
GRASIM	2700	2600	2728
HCLTECH	1740	1600	1725
HDFCBANK	2000	1940	1958
HDFCLIFE	800	750	764
HEROMOTOCO	4400	4200	4403
HINDALCO	700	600	657
HINDUNILVR	2400	2300	2363
ICICIBANK	1450	1450	1436
ITC	440	420	427
INDUSINDBK	820	800	839

NIFTY50 Options OI (CE OI = Resistance) (PE OI = Support)

Symbol	Highest CE OI	Highest PE OI	CMP
INFY	1600	1600	1634
JSWSTEEL	1020	980	1012
JIOFIN	310	290	304
KOTAKBANK	2160	2100	2151
LT	3740	3600	3695
M&M	3200	3000	3094
MARUTI	12500	12500	12489
NTPC	350	340	339
NESTLEIND	2500	2200	2418
ONGC	250	240	248
POWERGRID	310	270	297
RELIANCE	1500	1400	1455
SBILIFE	1860	1800	1802
SHRIRAMFIN	700	660	689
SBIN	820	820	818
SUNPHARMA	1700	1700	1697
TCS	3500	3400	3487
TATACONSUM	1200	1100	1107
TATAMOTORS	800	700	738
TATASTEEL	161.4	146.4	157
TECHM	1640	1600	1641
TITAN	3600	3500	3549
TRENT	6000	5500	5794
ULTRACEMCO	12000	9800	11493
WIPRO	260	250	260

OI against MWPL				
Symbol	MWPL	Open Interest	Limit for next day	% OI
TITAGARH	16037381	17519350	Ban	109%
ABFRL	121580965	123726200	Ban	102%
IEX	177849950	179692500	Ban	101%
RBLBANK	121575211	122550825	Ban	101%
IREDA	134388235	134521500	Ban	100%
CDSL	35530000	34996125	Ban	98%
CHAMBLFERT	31728204	29475650	Ban	93%
BSOFT	32988281	28172500	3166366	85%
HUDCO	100095000	85275600	9814650	85%
MANAPPURAM	109606743	91314000	12812405	83%
HINDCOPPER	65482129	54476050	Ban	83%
BANDHANBNK	193371109	146853600	36848953	76%
NATIONALUM	178967755	130766250	39253117	73%
DIXON	8159946	5903600	1848348	72%
PNB	687763516	491744000	161631340	71%
TATATECH	36328758	25855500	8656820	71%
LTF	168467595	118653504	41390711	70%
LICHSGFIN	60244101	42189000	15042895	70%
BSE	63258922	43756500	16339475	69%
INOXWIND	134884086	92502675	35637206	69%
SAIL	289148547	196667500	78023619	68%
HAL	37934515	25755450	10282339	68%
HFCL	189248684	127978100	51808149	68%
IRCTC	60165566	40019875	17137412	67%
TATACHEM	31601465	20999400	9021991	66%
CANBK	672420574	440545500	198254045	66%
BIOCON	94007780	60010000	29297391	64%
AARTIIND	41876170	26685550	13096811	64%
NMDC	689383367	437184000	217730198	63%
GRANULES	29668038	18714550	9470086	63%
ACC	16266067	9986100	5466663	61%
MCX	10180563	6241275	3430259	61%
INDUSINDBK	125014099	74394300	44369094	60%

[illegible]

Derivative Recommendations:

Stock Name	Call (Buy/Sell)	Entry price	Targets	Stop Loss	Duration	Status
HUDCO (Bull Call spread)	Buy	9.8	20	4	Positional	Open
IRFC 147.5CE	Buy	147.5	9	3	1-2 Days	Open
LTF 195 CE	Buy	5	10	2.5	1-2 Days	Open
INDUSINDBK 850 CE	Buy	21.3	33	15	1-2 Days	Open
TCS 3480 CE	Buy	57	87	42	1-2 Days	Open
BSE 2850 PE	Buy	93	135	70	1-2 Days	Open

FROM THE EQUITY DERIVATIVE DESK:

NIRAV HARISH CHHEDA

AVP - DERIVATIVES AND TECHNICAL RESEARCH

E-Mail: nirav.chheda@nirmalbang.com

Tel no: 6273-8199/8000

AMIT BHUPTANI

SNR.DERIVATIVES AND TECHNICAL RESEARCH ANALYST

E-Mail: amit.bhuptani@nirmalbang.com

Tel no: 6273-8242/8000

DISCLOSURES

Research Reports that are published by Nirmal Bang Securities Private Limited (hereinafter referred to as "NBSPL") are for private circulation only. NBSPL is a registered Research Analyst under SEBI (Research Analyst) Regulations, 2014 having Registration no. INH000001766. NBSPL is also a registered Stock Broker with National Stock Exchange of India Limited, BSE Limited, Metropolitan Stock Exchange of India Limited, Multi Commodity Exchange of India Limited, National Commodity and Derivative Exchange Limited and Indian Commodity Exchange Limited in cash and Equity and Commodities derivatives segments.

NBSPL has other business divisions with independent research teams separated by Chinese walls, and therefore may, at times, have different or contrary views on stocks and markets.

NBSPL or its associates have not been debarred / suspended by SEBI or any other regulatory authority for accessing / dealing in securities Market. NBSPL, its associates or analyst or his relatives do not hold any financial interest (Except Investment) in the subject company. NBSPL or its associates or Analyst do not have any conflict or material conflict of interest at the time of publication of the research report with the subject company. NBSPL or its associates or Analyst or his relatives may or may not hold beneficial ownership of 1% or more in the subject company at the end of the month immediately preceding the date of publication of this research report.

NBSPL or its associates / analyst has not received any compensation / managed or co-managed public offering of securities of the company covered by Analyst during the past twelve months. NBSPL or its associates have not received any compensation or other benefits from the company covered by Analyst or third party in connection with the research report. Analyst has not served as an officer, director or employee of Subject Company. NBSPL / analyst has not been engaged in market making activity of the subject company.

Analyst Certification: The research analysts and authors of these reports, hereby certify that the views expressed in this research report accurately reflects my/our personal views about the subject securities, issuers, products, sectors or industries. It is also certified that no part of the compensation of the analyst(s) was, is, or will be directly or indirectly related to the inclusion of specific recommendations or views in this research. The analyst(s) principally responsible for the preparation of this research report and has taken reasonable care to achieve and maintain independence and objectivity in making any recommendations.

DISCLAIMER

This report is for the personal information of the authorized recipient and does not construe to be any investment, legal or taxation advice to you. NBSPL is not soliciting any action based upon it. Nothing in this research shall be construed as a solicitation to buy or sell any security or product, or to engage in or refrain from engaging in any such transaction. In preparing this research, we did not take into account the investment objectives, financial situation and particular needs of the reader.

This research has been prepared for the general use of the clients of NBSPL and must not be copied, either in whole or in part, or distributed or redistributed to any other person in any form. If you are not the intended recipient you must not use or disclose the information in this research in any way. Though disseminated to all the customers simultaneously, not all customers may receive this report at the same time. NBSPL will not treat recipients as customers by virtue of their receiving this report. This report is not directed or intended for distribution to or use by any person or entity resident in a state, country or any jurisdiction, where such distribution, publication, availability or use would be contrary to law, regulation or which would subject NBSPL & its group companies to registration or licensing requirements within such jurisdictions.

The report is based on the information obtained from sources believed to be reliable, but we do not make any representation or warranty that it is accurate, complete or up-to-date and it should not be relied upon as such. We accept no obligation to correct or update the information or opinions in it. NBSPL or any of its affiliates or employees shall not be in any way responsible for any loss or damage that may arise to any person from any inadvertent error in the information contained in this report. NBSPL or any of its affiliates or employees do not provide, at any time, any express or implied warranty of any kind, regarding any matter pertaining to this report, including without limitation the implied warranties of merchantability, fitness for a particular purpose, and non-infringement. The recipients of this report should rely on their own investigations.

This information is subject to change without any prior notice. NBSPL reserves its absolute discretion and right to make or refrain from making modifications and alterations to this statement from time to time. Nevertheless, NBSPL is committed to providing independent and transparent recommendations to its clients, and would be happy to provide information in response to specific client queries.

Before making an investment decision on the basis of this research, the reader needs to consider, with or without the assistance of an adviser, whether the advice is appropriate in light of their particular investment needs, objectives and financial circumstances. There are risks involved in securities trading. The price of securities can and does fluctuate, and an individual security may even become valueless. International investors are reminded of the additional risks inherent in international investments, such as currency fluctuations and international stock market or economic conditions, which may adversely affect the value of the investment. Opinions expressed are subject to change without any notice. Neither the company nor the director or the employees of NBSPL accept any liability whatsoever for any direct, indirect, consequential or other loss arising from any use of this research and/or further communication in relation to this research. Here it may be noted that neither NBSPL, nor its directors, employees, agents or representatives shall be liable for any damages whether direct or indirect, incidental, special or consequential including lost revenue or lost profit that may arise from or in connection with the use of the information contained in this report.

Copyright of this document vests exclusively with NBSPL. Our reports are also available on our website www.nirmalbang.com